

EAST MIDLANDS GLOBAL GATEWAY

EAST MIDLANDS
AIRPORT



PART OF M.A.G

EAST MIDLANDS VISION 2040

East Midlands Airport will be a leading international innovation hub, connecting the region's thriving economic network. It will create new business opportunities and up to 10,000 jobs through improved connectivity between the region's established manufacturing and logistics sectors.

Creating a distinct offer with high tech industries, advanced manufacturing and logistics at its heart, East Midlands Airport will capitalise on its location to provide a catalyst for the region to deliver a £500m development and create employment opportunities for its existing and new occupiers.



£ **£500M**
Total development value

10,000
New jobs created

MORE THAN JUST AN AIRPORT

The opportunity for growth at East Midlands Airport will begin with short term interventions and developments, working towards the wholesale transformation of the airport providing a nationally significant R&D hub with access to international markets.

This step change in the transformation of the airport over the next 20 years seeks to attract a diverse range of high tech and advanced manufacturing businesses as well as supporting services extending over 3m sq ft in a high quality environment and a highly connected location.



3M SQ FT

Masterplan



20 YEARS

Long-term investment


THINK, MAKE, MOVE

The wider Midlands region has, for centuries, been at the heart of the UK's manufacturing and industrial success. Our future vision is for an even stronger economy, with a Midlands Engine that powers the UK and links it to the rest of the world. This opportunity is now here.

East Midlands Airport will showcase the best of British innovation to a captive UK and international audience, a dynamic business location which can think, make and move.



THINK
A space for
collaboration
and innovation



MAKE
A centre of
production driving
the local economy



MOVE
Connecting the
East Midlands
regional centres

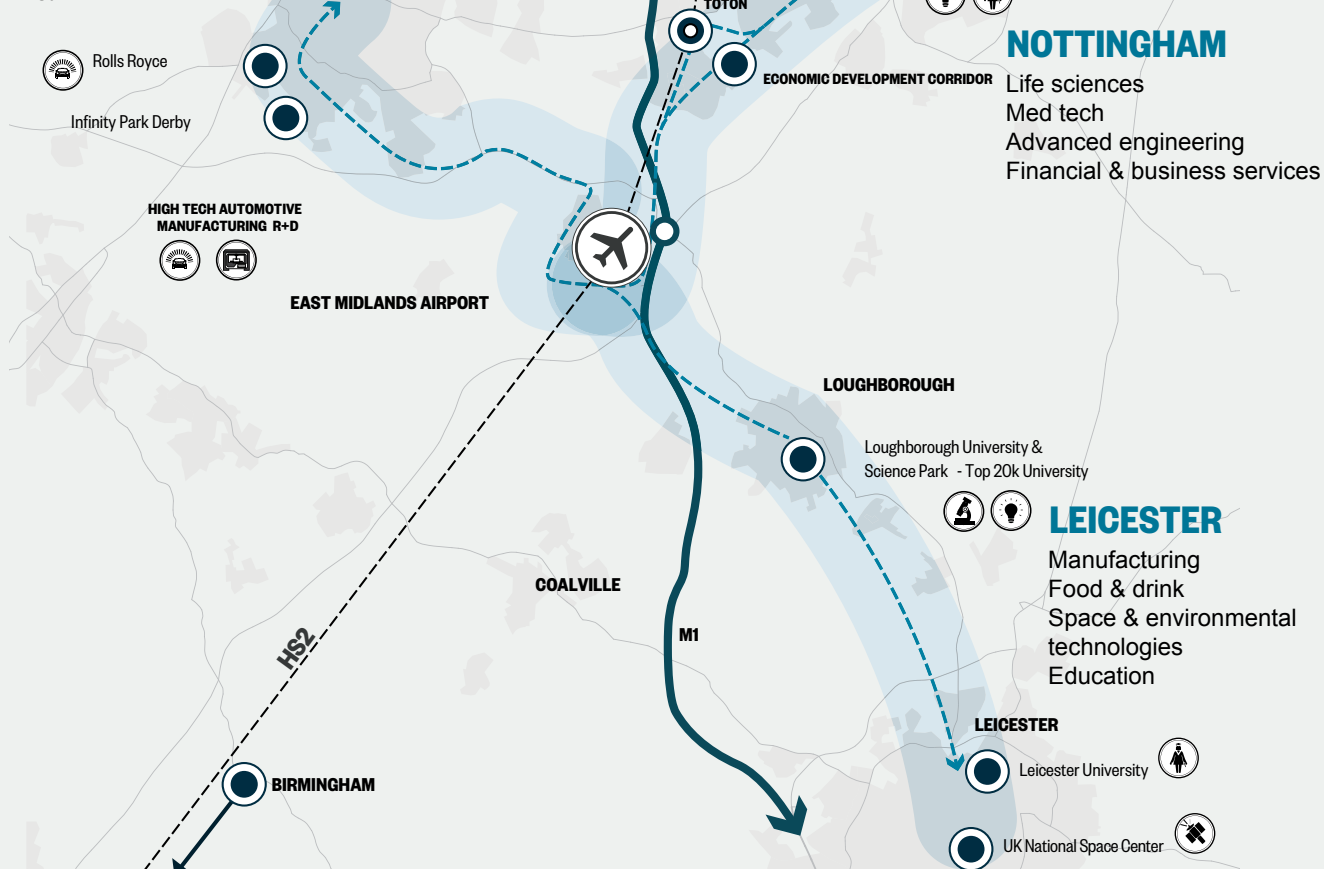
A VIBRANT REGION

East Midlands Airport is an international gateway that connects the Midlands, and the wider UK, into the global economy. It is at the heart of Nottingham, Leicester and Derby, three cities that offer some of the most significant and productive companies specialising in healthcare, cutting edge design and advanced manufacturing.

The East Midlands is a high skills economy. It has nine of the UK's universities, three of which are ranked in the top 25 in the UK. Overall 30% of the working age population in the East Midlands is qualified to NVQ4 (diploma or degree level) or higher. This area of the UK has the ability to deliver graduates to specialise and succeed in the UK's most highly specialised manufacturing, science and engineering jobs.

DERBY

Accommodation & food services
Business, administration & support services
Aerospace
Technology industries



MANUFACTURING

1/3 of all UK manufacturing jobs



INNOVATION

The region's leading universities are increasing links to emerging sectors



POPULATION

Will grow by more than 10% in the next 20 years



CONNECTED

90% of all UK businesses within 4 hours



AIR FREIGHT

UK's largest pure freight airport



EXPORTS

16% of all UK exports worth £50 billion



BUILDING ON EXCELLENCE

The East Midlands is founded on a strong advanced manufacturing base and enhanced by a range of further sector strengths, with established global companies that include Rolls Royce, Jaguar Land Rover, JCB and Toyota.

It is perfectly positioned to take advantage of the economic growth, productivity and skills offered across the wider region. East Midlands Airport is capable of supporting a range of strategic new industries that can create jobs and skills through airport growth.



KEY GROWTH SECTORS



RESEARCH AND DEVELOPMENT



ADVANCED MANUFACTURING



HIGH TECH INDUSTRIES



GLOBAL LOGISTICS

The innovation hub provides space to create a cluster of cutting edge R&D businesses based around flexible and collaborative space. It also provides a location for the region's growth sectors to link into international markets for imports and exports of goods and services.

Our vision is to establish a high quality business location with space for development to drive future economic and employment growth, located at the heart of the East Midlands between the three growing cities of Nottingham, Derby and Leicester.



RESEARCH AND DEVELOPMENT

East Midlands Airport is neighboured by Leicester, home to the National Space Centre and an Innovation and Technology Park, which houses activity relating to space and environmental technologies. Rolls Royce is another example of an R&D centre of excellence located in the region.

Investigative businesses conducting studies to both improve existing, or develop new, products and procedures will find themselves in a region of innovation at the East Midlands Global Gateway.

Home to over 200 leading medical technology firms

The UK centre for automated transport

Home to the UK's largest aerospace training facility



ADVANCED MANUFACTURING

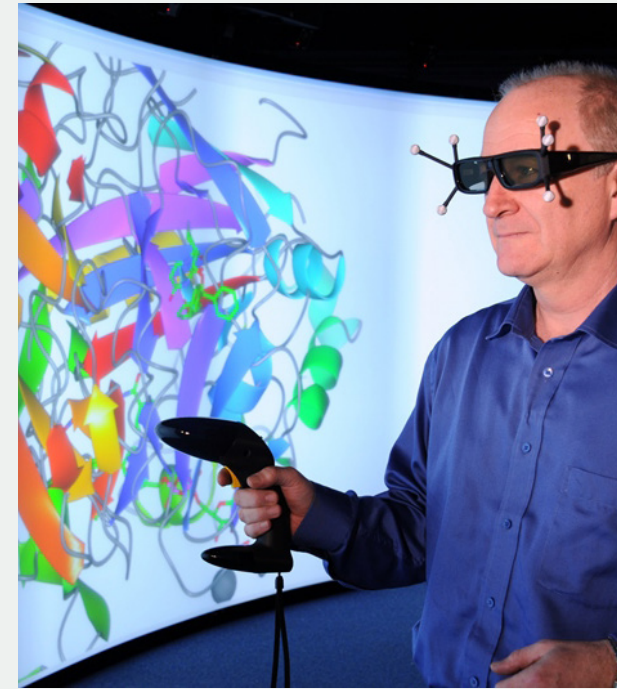
Manufacturers increasingly integrate new innovative technologies in both products and processes in their sector, making East Midlands Airport an ideal location for these businesses to locate.

Leicester has an exceptional offering with over 1,000 manufacturing businesses based there and a strong food and drink sector in the north east of the city. Manufacturing is to remain a priority sector through to 2020 for Leicester, demonstrating a commitment to an emerging pipeline for business.

Nottingham's economy is strong and growing in the emerging areas of clean technology, life sciences, digital content, and advanced engineering, as well as traditional areas of logistics.

Home to the world's largest advanced manufacturing firms

Home to the £5.8m Leicester Food Park



HIGH TECH INDUSTRIES

With a focus on aerospace in particular, Derby is expanding as a centre for high tech businesses. Total employment of leading technology industries in Derby equate to 14,200 employees and there is a growing cluster of knowledge and skills in high-value engineering for aerospace including global companies such as Rolls Royce, Bombardier and Toyota.

These high tech industries, which have high concentrations of workers in Science, Technology, Engineering, and Mathematics (STEM) require a rich talent pool supported by the region's nine universities, with three ranked in the top 25 in UK.

Over 110,000 students – over 37,000 of whom are on high tech courses

UK's leading centre of excellence for Medical Technology and Biotechnology

UK's primary aerospace hub



GLOBAL LOGISTICS

As the UK's largest pure freight airport, East Midlands Airport handles over 330,000 tonnes of cargo every year and is home to one of the world's largest express freight operation.

Established partners including DHL, TNT, UPS and Royal Mail have all chosen to locate not only their business but globally vital hubs at this prime location.

The flow of resources and information between a business and the consumer remains vital to the UK economy and East Midlands Airport is the UK's global logistics gateway.

The UK's largest pure freight hub

DHL's second biggest global air freight centre

Home to the 6m sq ft strategic rail freight interchange

WORKING IN PARTNERSHIP



EAST MIDLANDS ENTERPRISE GATEWAY (EMEG)

East Midlands Airport sits at the heart of the East Midlands Enterprise Gateway (EMEG). EMEG is a unique central location for air passenger, cargo, rail and road transport and a range of supporting economic activities. EMEG's strong economic growth has been driven by investment of household names and their commitment to base themselves on-site. Along with the Airport, DHL, Marks and Spencer and Donington Park have all invested in EMEG. The East Midlands Gateway Strategic Rail Freight Interchange is also part of EMEG and is currently under construction in the area immediately to the north of the Airport. Its completion will deliver 6m sq ft of rail-served logistics space. Ultimately the East Midlands Enterprise Gateway will generate 14,000 on-site jobs.

EMEG is recognised as a key growth area in both of the region's Local Enterprise Partnership's economic plans.

THE MIDLANDS ENGINE

The Midlands Engine for Growth, located in the centre of the UK, is the heartbeat of the nation's economy. Built on a strong advanced manufacturing base and enhanced by a range of further sectoral strengths, the Midlands Engine is perfectly positioned to take advantage of the economic growth, productivity and skills opportunities we face as a nation.

R&D expenditure grew 52% from 2010 to 2013

460,000 SMEs & micro enterprises

222bn GVA (14.6% of UK contribution)

Home to a population of 11.5 million

11 Local Enterprise Partnerships

300,000 jobs could be created by end of this parliament

Around 4.3 million working age people in employment

Predicted growth of £34 billion by 2030

Engineering & advanced manufacturing employs 637,400 people

Accounts for 19.7% of the UK's manufacturing output

“ WE’RE AT THE START OF AN EXCITING TIME FOR THE WHOLE OF THE MIDLANDS. THE HARD WORK AND CREATIVITY OF PEOPLE HERE IS HELPING TO BUILD THE MIDLANDS ENGINE - AND I CAN PROMISE THAT THE GOVERNMENT I LEAD WILL BACK YOU ALL THE WAY. ”

Theresa May
Prime Minister



D2N2 + LLEP

There are two Local Enterprise Partnerships in the East Midlands, with East Midlands Airport located at the heart of both of them – the Leicester and Leicestershire Enterprise Partnership (LLEP) and the D2N2 Enterprise Partnership (covering Derbyshire and Nottinghamshire).

Local partners:

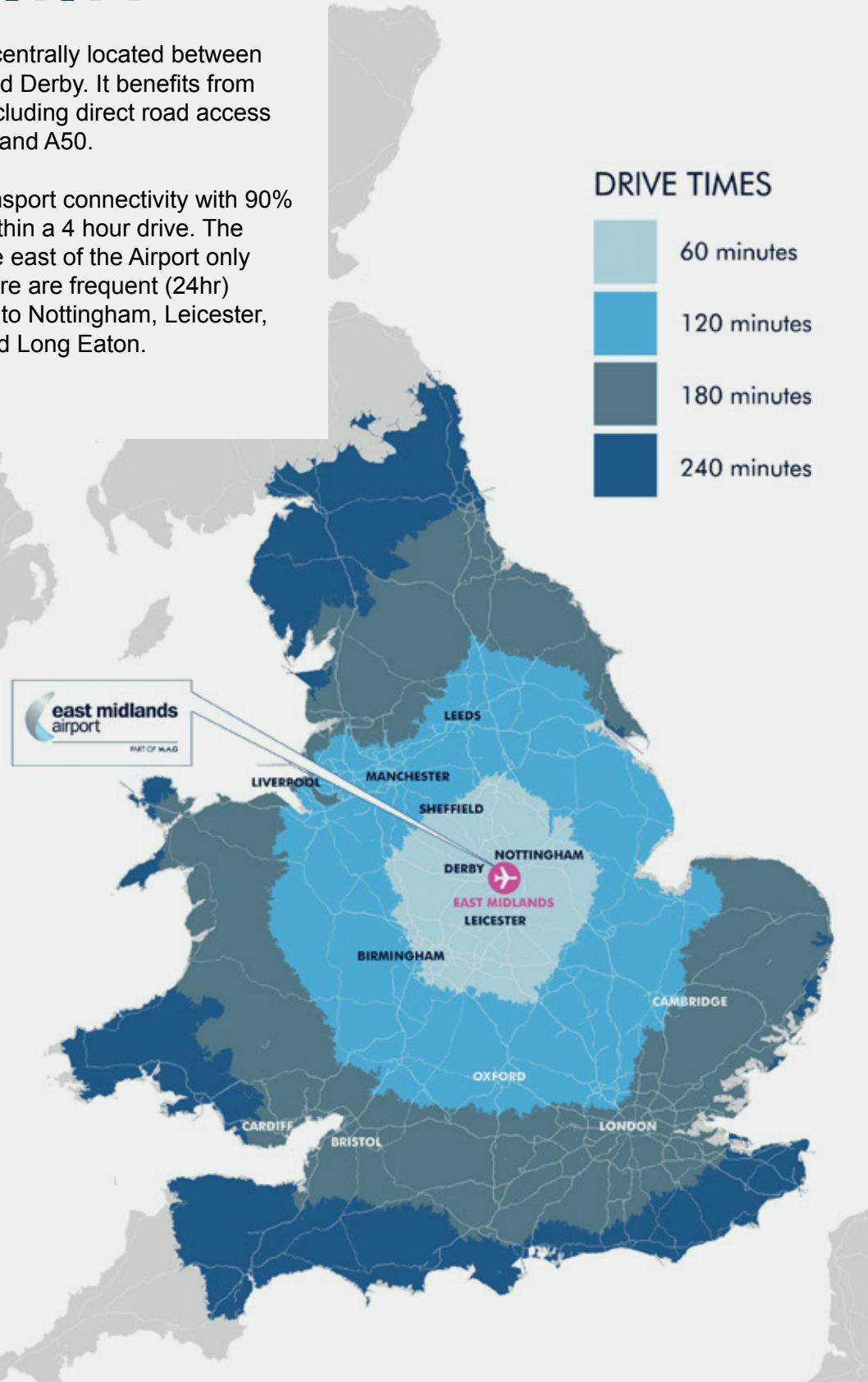


UNRIVALLED CONNECTIVITY

East Midlands Airport is centrally located between Nottingham, Leicester and Derby. It benefits from excellent accessibility, including direct road access to the M1, A(M)42, A453 and A50.

This provides unique transport connectivity with 90% of England and Wales within a 4 hour drive. The Midland Mainline is to the east of the Airport only 10 minutes away and there are frequent (24hr) high quality bus services to Nottingham, Leicester, Derby, Loughborough and Long Eaton.

DRIVE TIMES



A range of transport developments and investments will further boost the connectivity of the area, with capacity improvements to the M1, speed improvements to the Midland Mainline, and rail freight capability at the East Midlands Gateway Strategic Rail Freight Interchange.

HS2 will also connect the East Midlands to London and the South East as well as providing faster rail connections to major cities such as Leeds and Sheffield in the North.



AIRPORT CONNECTIONS

80+ Destinations
5m passengers per annum



SEA PORT CONNECTIONS

Felixstowe, Liverpool, Immingham



EASY RAIL CONNECTIONS

To Derby, Leicester, Loughborough and Nottingham by the Skylink bus network.



SCHEDULED COACH SERVICES

To the north, south and west of the UK



FUTURE ROAD IMPROVEMENTS

A453, strategic rail freight interchange, new access and Kegworth Bypass.



A SUCCESSFUL & GROWING AIRPORT

The Airport's aim is to deepen the role that it plays in the regional economy, driving growth through better connectivity, creating jobs and attracting investment. The Airport has over 7,000 people working on-site and it generates an annual £263m of GVA. This employment and GVA contribution has the potential to double over the next 20 years.

East Midlands Airport also has the ambition and the capability to substantially grow cargo and passenger numbers over the next 20 years. The Airport expects to double its passenger throughput to 10m and to treble its cargo activity to 1m tonnes a year.

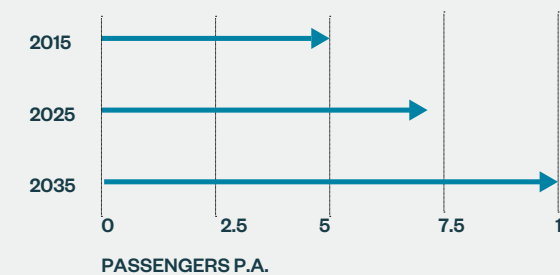
Recent developments in the passenger terminal, the airfield and the cargo facilities demonstrate the airport's commitment and the long-term opportunities available.

The Airport's growth is supported in national aviation policy and in local economic, planning and transport plans.

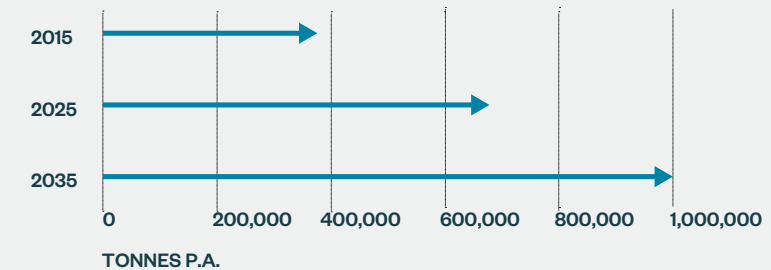


Projected growth over next 20 years:

PASSENGERS



CARGO



GROWTH AMBITION:

10M
Passengers

1M
Tonnes of cargo



EAST MIDLANDS GLOBAL GATEWAY



£500M

Total development value



3M SQ FT

Masterplan



10,000

New jobs created



20 YEARS

Long-term investment



WE KNOW OUR AIRPORTS

MAG Property started life as part of the UK's largest airport operator. Now, we help businesses from all sectors make the most of the knowledge and connections we've built at our four international airports: Manchester, London Stansted, East Midlands and Bournemouth.

£641M

PROPERTY ASSETS ACROSS OUR FOUR AIRPORTS

1,000

ACRES OF DEVELOPMENT LAND

250

PROPERTIES IN OUR PORTFOLIO

5.67M

SQUARE FEET OF COMMERCIAL PROPERTY

6,000

ACRES OF LAND IN OUR OWNERSHIP

1,000+

PARTNERS OCCUPYING OUR BUILDINGS

OUR AIRPORT PROPERTY IN NUMBERS

MANCHESTER

- 3rd largest airport in the UK
- 25m passengers per annum
- 210+ destinations
- 106,000 tonnes of cargo per annum
- 233 acres of development land

BOURNEMOUTH

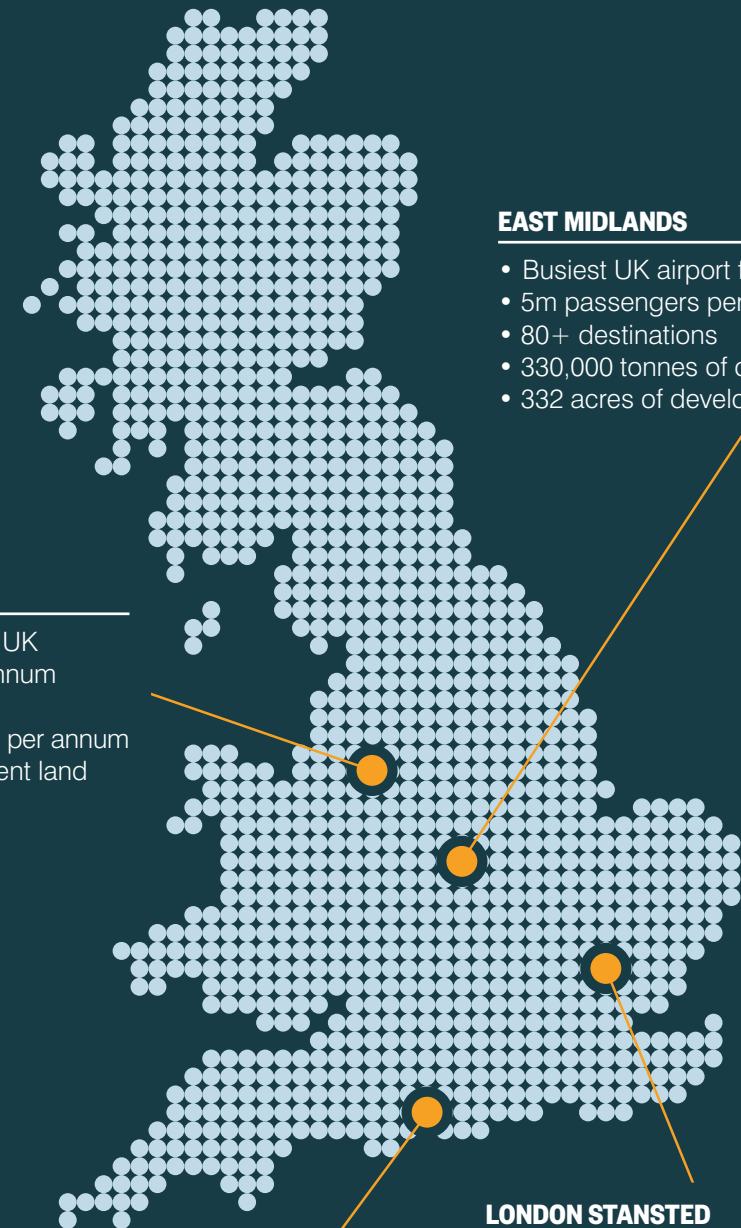
- £45m brand new terminal
- 733,000 passengers per annum
- 25+ destinations
- 3,000 tonnes of cargo per annum
- 182 acres of development land

EAST MIDLANDS

- Busiest UK airport for pure freight
- 5m passengers per annum
- 80+ destinations
- 330,000 tonnes of cargo per annum
- 332 acres of development land

LONDON STANSTED

- 4th largest airport in the UK
- 23.2m passengers per annum
- 180+ destinations
- 250,000 tonnes of cargo per annum
- 358 acres of development land



WE KNOW HOW AIRPORT PROPERTY CAN WORK FOR YOU. TALK TO ONE OF OUR EXPERTS TODAY.

FOR MORE INFORMATION
PLEASE CONTACT:

JONATHAN HAIGH
DIRECTOR OF DEVELOPMENT
MANAGEMENT & INFRASTRUCTURE
MAG PROPERTY
07802 860 796
JONATHAN.HAIGH@MAGAIRPORTS.COM

Email enquiries@magproperty.co.uk
or call us on 0800 8499 747

magproperty.co.uk



PART OF M.A.G

