

EAST MIDLANDS AIRPORT THE REGION'S GLOBAL GATEWAY

WHERE IDEAS ARE BORN, THINGS
ARE MADE AND PRODUCTS AND
PEOPLE BEGIN THEIR JOURNEYS



EAST MIDLANDS VISION 2040

East Midlands Airport will be a leading international innovation hub, connecting the region's thriving economic network. It will create new business opportunities and double the number of jobs on site by improving connectivity between established manufacturing and logistics sectors.

At its heart, the airport will have high tech industries, advanced manufacturing and logistics specialists. It will capitalise on its location to provide a catalyst for the region to deliver a £500m development and create employment opportunities for its existing and new occupiers.

£ **£500M**
Total development value

 **10,000**
New jobs created



MORE THAN JUST AN AIRPORT

The opportunity for growth at East Midlands Airport will begin with short term interventions and developments. The wholesale transformation of the airport will provide a nationally significant R&D hub with access to international markets.

Over the next 20 years, the airport seeks to attract a diverse range of high tech and advanced manufacturing businesses. It will support services extending over 3m sq ft in a quality environment and a well-connected location.



3M SQ FT

Masterplan



20 YEARS

Long-term investment

THINK, MAKE, MOVE

The wider Midlands region has, for centuries, been at the heart of the UK's manufacturing and industrial success. Our future vision is for an even stronger economy, with a Midlands Engine that powers the UK and links it to the rest of the world.

As a dynamic business location, East Midlands Airport will showcase the best of British innovation to a captive UK and international audience.



THINK

A space for
collaboration
and innovation



MAKE

A centre of
production driving
the local economy



MOVE

Connecting the
East Midlands
regional centres



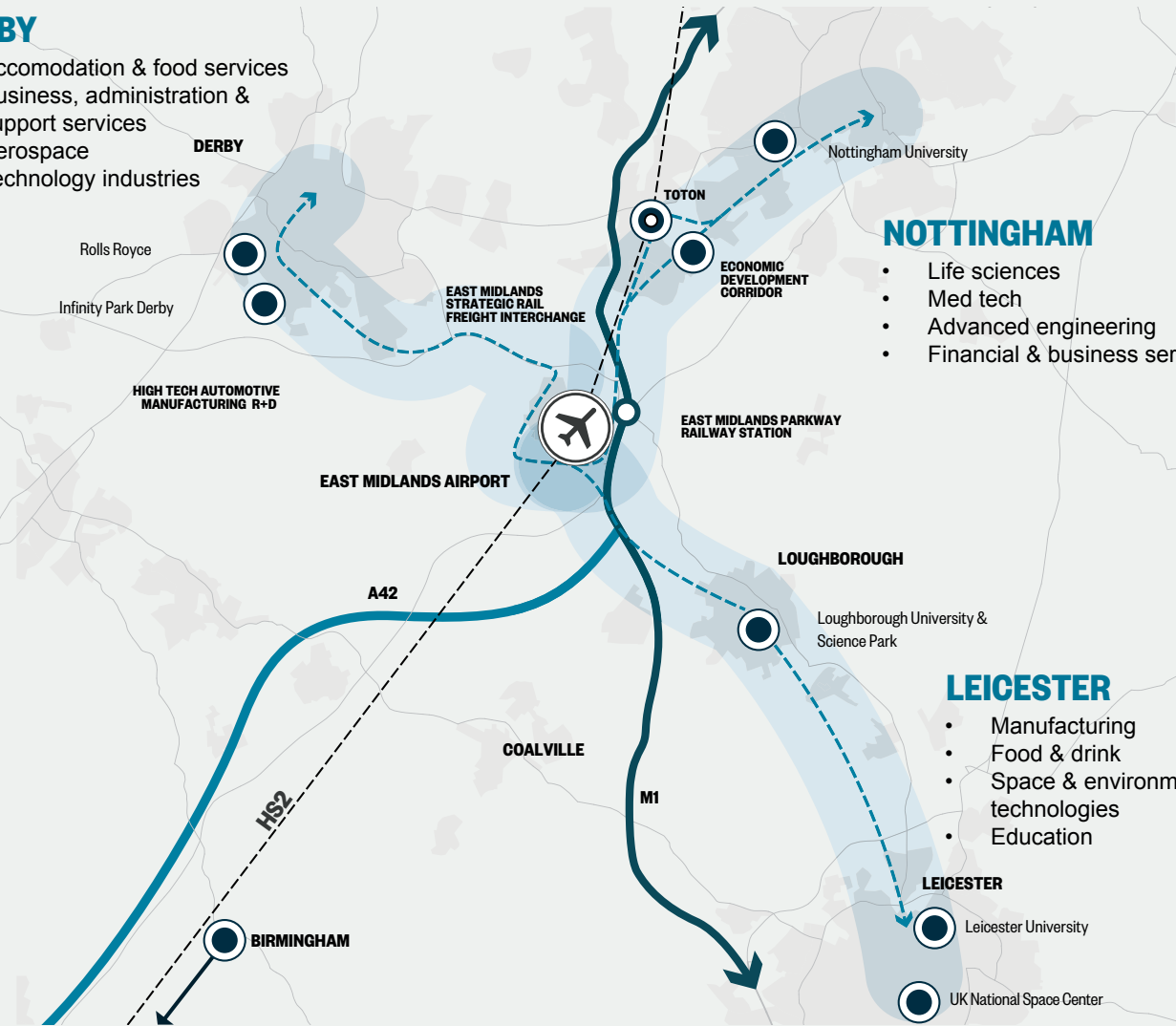
A VIBRANT REGION

East Midlands Airport is an international gateway that connects the Midlands, and the wider UK, into the global economy. Close by are Nottingham, Leicester and Derby, three cities that offer some of the most significant and productive companies specialising in healthcare, cutting edge design and advanced manufacturing.

The East Midlands is a high skills economy. Overall 30% of the working age population in the East Midlands is qualified to NVQ4 (diploma or degree level) or higher. This area of the UK has the ability to deliver graduates who will succeed in highly specialised manufacturing, science and engineering jobs.

DERBY

- Accommodation & food services
- Business, administration & support services
- Aerospace
- Technology industries



MANUFACTURING

1/3 of all UK manufacturing jobs

INNOVATION

The region's leading universities are increasing links to emerging sectors

POPULATION

Will grow by more than 10% in the next 20 years

CONNECTED


90% of England and Wales are within a 4 hour drive

AIR FREIGHT

UK's largest pure cargo airport

EXPORTS

16% of all UK exports worth £50 billion



BUILDING ON EXCELLENCE

The East Midlands is founded on a strong advanced manufacturing base and enhanced by a range of further sector strengths, with established global companies that include Rolls Royce, JCB and Toyota.

It is perfectly positioned to take advantage of the economic growth, productivity and skills offered across the wider region. East Midlands Airport is capable of supporting a range of strategic new industries that can create jobs and boost skills.



KEY GROWTH SECTORS

RESEARCH AND DEVELOPMENT

ADVANCED MANUFACTURING

HIGH TECH INDUSTRIES

GLOBAL LOGISTICS

The innovation hub provides space to create a cluster of cutting edge R&D businesses. It also provides a location for the region's growth sectors to link into international markets for imports and exports of goods and services.

Our vision is to establish a high quality business location with space for development to drive future economic and employment growth, located at the heart of the East Midlands between the three growing cities of Nottingham, Derby and Leicester.



RESEARCH AND DEVELOPMENT

East Midlands Airport is neighboured by Leicester, home to the National Space Centre and an Innovation and Technology Park, which houses activity relating to space and environmental technologies. Rolls Royce is another example of an R&D centre of excellence located in the region.

Investigative businesses conducting studies to both improve existing, or develop new products and procedures will find themselves in a region of innovation at the East Midlands Global Gateway.

Home to over 200 leading medical technology firms

The UK centre for automated transport

Home to the UK's largest aerospace training facility



ADVANCED MANUFACTURING

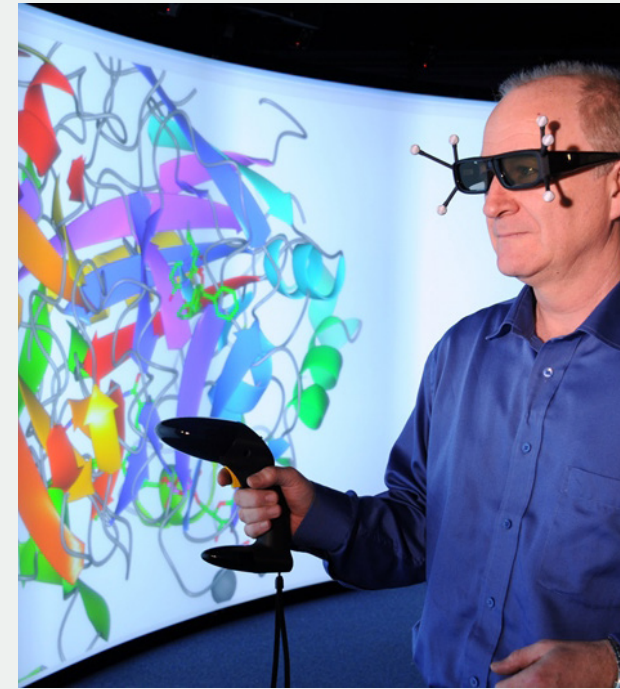
Manufacturers increasingly integrate new innovative technologies in both products and processes in their sector, making East Midlands Airport an ideal location for these businesses to locate.

Leicester has an exceptional offering with over 1,000 manufacturing businesses based there. Manufacturing is to remain a priority sector through to 2020 for Leicester, demonstrating a commitment to an emerging pipeline for business.

Nottingham's economy is strong and growing in the emerging areas of clean technology, life sciences, digital content, and advanced engineering, as well as traditional areas of logistics.

Home to the world's largest advanced manufacturing firms

Home to the £5.8m Leicester Food Park



HIGH TECH INDUSTRIES


With a focus on aerospace in particular, Derby is expanding as a centre for high tech businesses. Total employment of leading technology industries in Derby equate to over 14,000 employees and there is a growing cluster of knowledge and skills in high-value engineering for aerospace including global companies such as Rolls Royce, Bombardier and Toyota.

These high tech industries, which have large concentrations of workers in Science, Technology, Engineering, and Mathematics (STEM) require a rich talent pool supported by the region's universities.

Over 110,000 students – over 37,000 of whom are on high tech courses

UK's leading centre of excellence for Medical Technology and Biotechnology

UK's primary aerospace hub



GLOBAL LOGISTICS

As the UK's largest pure cargo airport, East Midlands handles over 350,000 tonnes of cargo every year and is home to one of the world's largest express freight operation.

Established partners include DHL, UPS, TNT/ FedEx, Amazon and Royal Mail. All have chosen to locate not only their business but globally vital hubs at this prime location, with UPS securing planning consent for a substantial new investment.

The flow of resources and information between a business and the consumer remains vital to the UK economy and East Midlands Airport is the UK's global logistics gateway.

The UK's largest pure freight hub

DHL's third largest global air freight centre

Home to the 6m sq ft strategic rail freight interchange

WORKING IN PARTNERSHIP



EAST MIDLANDS ENTERPRISE GATEWAY (EMEG)

East Midlands Airport sits at the heart of the East Midlands Enterprise Gateway (EMEG). EMEG is a unique central location for air passenger, cargo, rail and road transport and a range of supporting economic activities. EMEG's strong economic growth has been driven by investment of household names and their commitment to base themselves on-site. Along with the airport, DHL, Marks and Spencer and Donington Park have all invested in EMEG.

The East Midlands Gateway Strategic Rail Freight Interchange is also part of EMEG and is currently under construction in the area immediately to the north of the airport. Its completion will deliver 6m sq ft of rail-served logistics space. Ultimately the East Midlands Enterprise Gateway will generate 14,000 on-site jobs.

EMEG is recognised as a key growth area in both of the region's Local Enterprise Partnership's economic plans.

THE MIDLANDS ENGINE

Built on a strong advanced manufacturing base and enhanced by a range of sectoral strengths, the Midlands Engine is perfectly positioned to take advantage of economic growth, productivity and skills opportunities. It will improve the economy of the Midlands and the UK, deliver an enhanced quality of life for citizens and communities and become a globally recognised driver of the economy.

R&D expenditure grew 52% from 2010 to 2013

460,000 SMEs & micro enterprises

222bn GVA (14.6% of UK contribution)

Home to a population of 11.5 million

11 Local Enterprise Partnerships

300,000 jobs could be created by end of this parliament

Around 4.3 million working age people in employment

Predicted growth of £34 billion by 2030

Engineering & advanced manufacturing employs 637,400 people

Accounts for 19.7% of the UK's manufacturing output

D2N2 + LLEP

There are two Local Enterprise Partnerships in the East Midlands, with East Midlands Airport located at the heart of both of them – the Leicester and Leicestershire Enterprise Partnership (LLEP) and the D2N2 Enterprise Partnership (covering Derbyshire and Nottinghamshire).

Local partners:



“ WE’RE AT THE START OF AN EXCITING TIME FOR THE WHOLE OF THE MIDLANDS. THE HARD WORK AND CREATIVITY OF PEOPLE HERE IS HELPING TO BUILD THE MIDLANDS ENGINE - AND I CAN PROMISE THAT THE GOVERNMENT I LEAD WILL BACK YOU ALL THE WAY. ”

Theresa May
Prime Minister

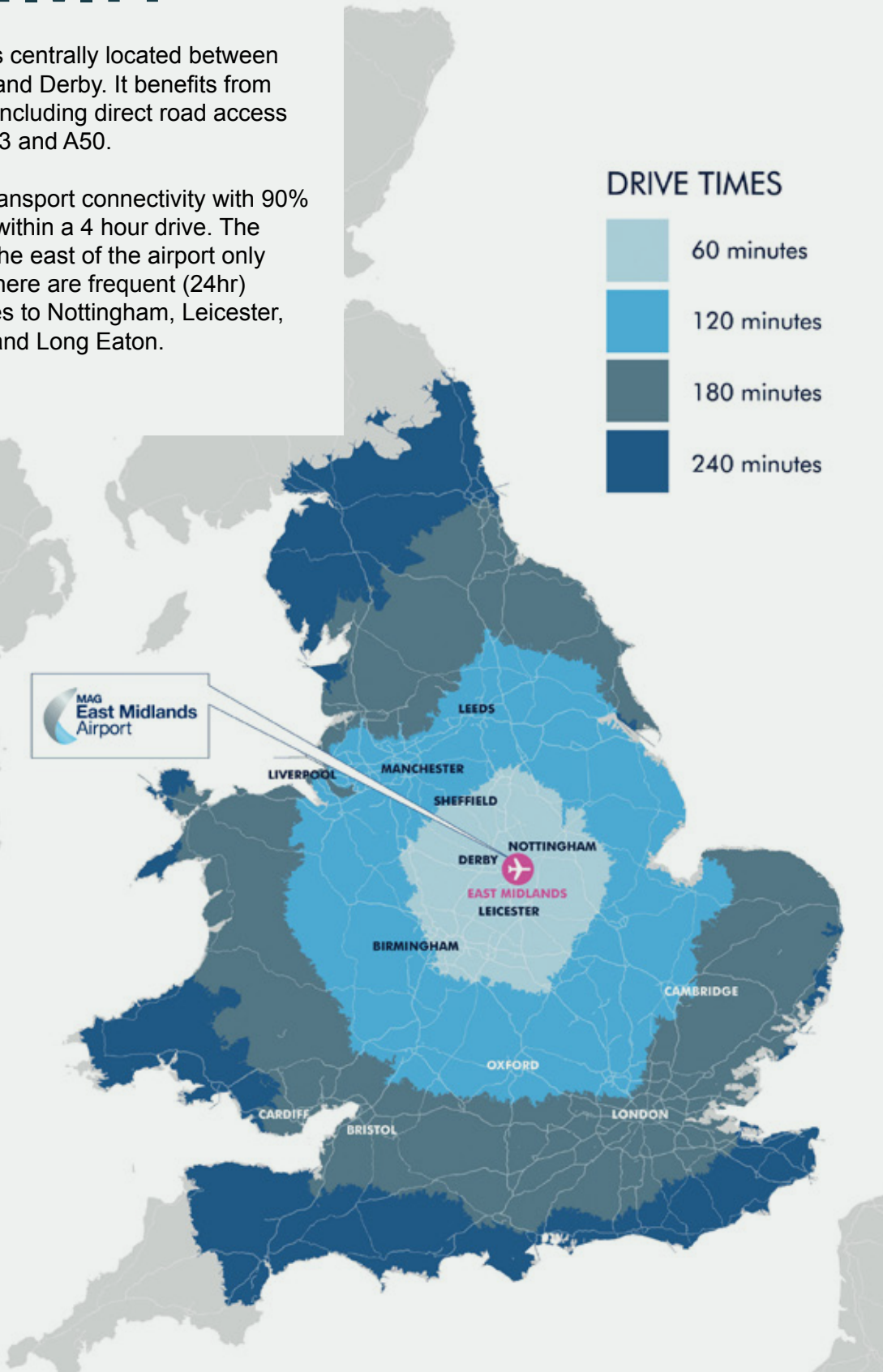
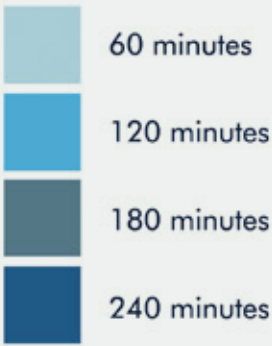


UNRIVALLED CONNECTIVITY

East Midlands Airport is centrally located between Nottingham, Leicester and Derby. It benefits from excellent accessibility, including direct road access to the M1, A(M)42, A453 and A50.

This provides unique transport connectivity with 90% of England and Wales within a 4 hour drive. The Midland Mainline is to the east of the airport only 10 minutes away and there are frequent (24hr) high quality bus services to Nottingham, Leicester, Derby, Loughborough and Long Eaton.

DRIVE TIMES



A range of transport developments and investments adjacent to the airport will further boost the connectivity of the area. These include:

Upgrading the M1 to SMART motorway status

Improved timetabling and service patterns on the Midland Mainline

EAST MIDLANDS GATEWAY STRATEGIC RAIL FREIGHT INTERCHANGE


Work is underway on the SEGRO Logistics Park East Midlands Gateway (SLPEMG), immediately to the north of the runway. The 700 acre development has planning consent for up to 6,000,000 sq ft of logistics accommodation. It incorporates a 50 acre Strategic Rail Freight Interchange (SRFI) which will include a rail freight terminal, capable of handling up to sixteen 775m freight trains per day, container storage and HGV parking.

HS2

The HS2 Hub Station at Toton between Nottingham and Derby will be the most connected station on the high speed network outside London. It will be a 21st century gateway to the East Midlands – and a destination in its own right.

Key to realising the significant economic benefits that HS2 will bring to the region is the interconnectivity between Toton, the major towns and cities surrounding it and other transport hubs and employment sites in the area, including the airport.

Whether it's new bus routes, an extended light or heavy rail network, improvements to roads, or a combination of all of these, we are championing the need for quick and efficient transport links between the airport and Toton.



A SUCCESSFUL & GROWING AIRPORT

The airport’s aim is to deepen the role that it plays in the regional economy, driving growth through better connectivity, creating jobs and attracting investment. The airport has almost 8,000 people working on-site and it generates an annual £440m of GVA. This employment and GVA contribution has the potential to double over the next 20 years.

East Midlands Airport also has the ambition and the capability to substantially grow cargo and passenger numbers over the next 20 years. It expects to double its passenger throughput to 10m and to treble its cargo activity to 1m tonnes a year.

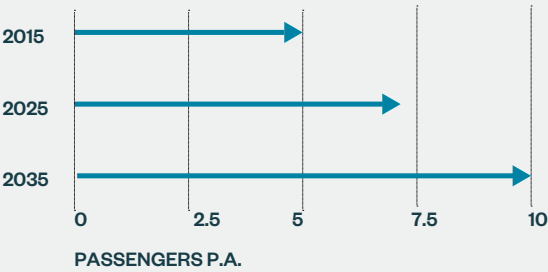
Recent developments in the passenger terminal, the airfield and the cargo facilities demonstrate the airport’s commitment and the long-term opportunities available.

The airport’s growth is supported in national aviation policy and in local economic, planning and transport plans.

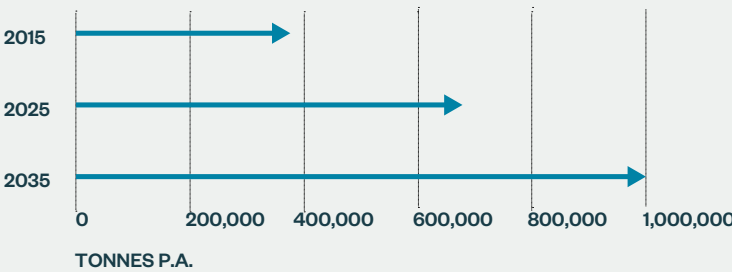


Projected growth over next 20 years:

PASSENGERS



CARGO



GROWTH AMBITION:

 **10M**
Passengers

 **1M**
Tonnes of cargo

EAST MIDLANDS GLOBAL GATEWAY

£ **£500M**
Total development value

📐 **3M SQ FT**
Masterplan

👥 **10,000**
New jobs created

🔒 **20 YEARS**
Long-term investment



WE KNOW OUR AIRPORTS

MAG Property started life as part of the UK's largest airport operator. Now, we help businesses from all sectors make the most of the knowledge and connections we've built at our international airports: Manchester, London Stansted and East Midlands.

£603M

INVESTMENT PROPERTY VALUE

1,000

ACRES OF DEVELOPMENT LAND

11.9M

SQAURE FEET OF COMMERCIAL PROPERTY

6,000

ACRES OF LAND IN OUR OWNERSHIP

1,000+

PARTNERS & OCCUPIERS IN OUR BUILDINGS

OUR AIRPORT PROPERTY IN NUMBERS

MANCHESTER

- 3rd largest airport in the UK
- 27.8m passengers per annum
- 210+ destinations
- 123,676 tonnes of cargo per annum

EAST MIDLANDS

- Busiest UK airport for pure cargo
- 5m passengers per annum
- 80+ destinations
- 350,000 tonnes of cargo per annum
- 332 acres of development land

LONDON STANSTED

- 4th largest airport in the UK
- 25.9m passengers per annum
- 200+ destinations
- 263,000 tonnes of cargo per annum
- 358 acres of development land

WE KNOW HOW AIRPORT PROPERTY CAN WORK FOR YOU. TALK TO ONE OF OUR EXPERTS TODAY.

FOR MORE INFORMATION
PLEASE CONTACT:

JONATHAN HAIGH
DIRECTOR OF DEVELOPMENT
MANAGEMENT & INFRASTRUCTURE
MAG PROPERTY
07802 860 796
JONATHAN.HAIGH@MAGAIRPORTS.COM

Email enquiries@magproperty.co.uk
or call us on 0800 8499 747

magproperty.co.uk

